

# Inverclyde Performance Summary Report

Reporting Period: 01/04/22 - 31/08/22



**Total Crime**



**-4.1%**



**2,660 Crimes**

Incidents Recorded

**-15.2%**



7,833

Common Assault

**+5.7%**



302

Overall Dishonesty

**-1.8%**



540

Domestic Abuse Incidents

**+1.7%**



376

Overall Violent Crime

**+6.8%**



356

Sexual Crime

**+11.5%**



68

Road Traffic Casualties

**-38.9%\***



11 \*against PYTD

Disorder Complaints

**-32.5%\***



1,093 \*against PYTD

Missing People

**+233.3%**



80 \*against PYTD

Counter Terrorism



The threat level from INTERNATIONAL TERRORISM is SUBSTANTIAL —an attack has been deemed as likely to occur.

Housebreaking

**-14.6%**



63

\*All data provided is for the period 1 April 2022 - 31 August 2022 unless otherwise stated. All statistics are provisional and should be treated as management information. All data have been extracted from Police Scotland internal systems and are correct as of 02/09/2022.

# Inverclyde

## Performance Summary Report

### Reporting Period: 1 Apr 2022 to 31 August 2022



SECTION	PAGE NUMBER
Introduction	2
Executive Summary	3
Demand Analysis	4
Online and Cybercrime	5
Acquisitive Crime	5
Counter Terrorism & Domestic Extremism	5
Antisocial Behaviour, Violence & Disorder	6
Serious Organised Crime	7
Protecting People at Risk of Harm	7
Road Safety & Road Crime	8
Public Confidence - Complaints & Allegations	9

#### Introduction





I am pleased to present this report to the Police Fire and Rescue Committee for its information and consideration.

Please note that all data included in this report are management information and not official statistics. All data are sourced from Police Scotland internal systems and are correct as of date of publication. Unless stated otherwise numerical comparisons are against the preceding five year average.

CI Paul Cameron  
Inverclyde Area Commander

## INVERCLYDE POLICING PRIORITIES 2018-2022

- 1 Drug dealing and drug misuse
- 2 Violence and antisocial behaviour
- 3 Dishonesty
- 4 Road Safety

PRIORITY AREA	EXECUTIVE SUMMARY
<b>Drug supply and misuse</b> 	<p>Drug dealing and misuse continues to be a priority in Inverclyde, with communities expressing concern about the harm caused by this issue. Year to date, 20 drug supply detections have been reported. While this is a decrease of 21.3% on the previous five year average, a further 10 drug supply charges are awaiting detection following completion of forensic testing of seized commodities. We continue to gather intelligence for further enforcement action in Inverclyde.</p>
<b>Violence &amp; ASB</b> 	<p>Overall recorded violent crime has increased by 6.8% on the previous five year average. While common assaults have increased 5.7% on the previous five year average, serious assaults have fallen by 9.4%. Disorder incidents have fallen by 32.5% on the previous year, to a total of 1,093 incidents.</p>
<b>Dishonesty</b> 	<p>Recorded crimes of dishonesty have fallen by 1.8% against the five year average, to a total of 540. While most types of acquisitive crime have fallen, this has been offset by a considerable rise in reported common theft, shoplifting, and fraud. In relation to shoplifting, work is at an advanced stage to introduce exclusion zones for repeat shoplifters offending in Inverclyde. We have commenced a trial of a radio link system with businesses across Inverclyde.</p>
<b>Road Safety</b> 	<p>As at month end August, the number of casualties on Inverclyde roads fell from 18 to 11, with no road fatalities occurring within that period. Proactive policing of Inverclyde's roads has led to an increase in detected drink and drug driving offences (+41% compared to the five year average). Inverclyde continues to receive additional patrols from Road Policing as and when required.</p>

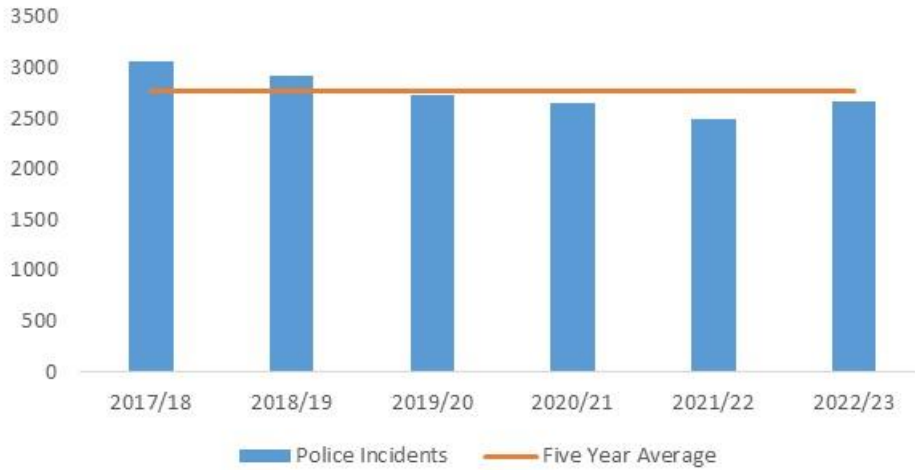
## POLICE SCOTLAND'S POLICING PRIORITIES 2021-2022

1. Protecting vulnerable people
2. Working with communities
3. Tackling crime in the digital age
4. Support for operational policing

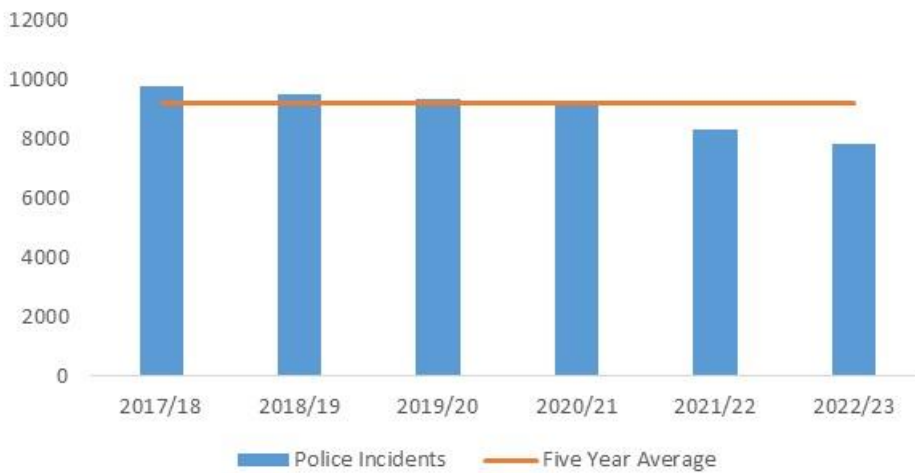
**DEMAND ANALYSIS - \*** 5YA - PREVIOUS FIVE YEAR AVERAGE CYTD - CURRENT YEAR TO DATE

CRIME	5YA *	CYTD *	INCIDENTS	5YA	CYTD
Total Crimes & Offences	2,773	2,660	Total number of incidents	9,239.4	7,833

All Crime & Offences



Police Incidents



**CONTEXT**

The volume of recorded crime and offences has fallen by over four percent on the preceding five year average, primarily being driven by a drop in recorded crimes of dishonesty, miscellaneous offences, and road traffic offences.

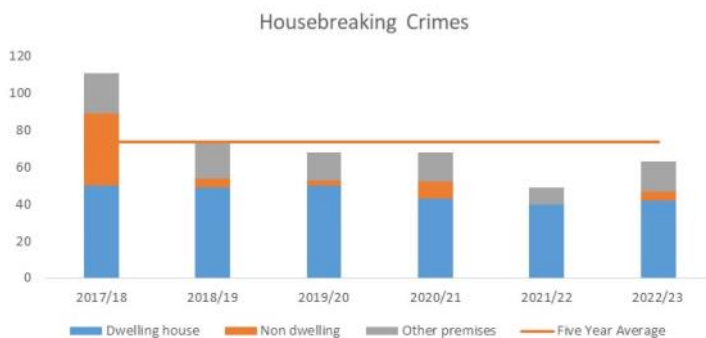
Recorded police incidents have fallen by 15.2% on the five year average, and remain 5.7% below 2021/22 figures. The decrease is partially due to a drop in police incidents relating to ‘concern for person’ and ‘assist member of the public’.

## ONLINE & CYBERCRIME - DATA OVERVIEW

### CONTEXT

Analysis identified that in the period April – August 2022, a minimum of 87 cyber-crimes were reported in Inverclyde, with the largest proportion being either crimes of dishonesty (e.g. online fraud), followed by threatening/ menacing telecommunications offences. Inverclyde Police continue to issue guidance and attend events to promote awareness of current scams taking place. Inverclyde Community Police officers hosted an event at Port Glasgow Town Hall with Morton Academy youths and their family where an input was provided around the dangers of Social Media and online safety. Regular interaction takes place within local schools to make children aware of the dangers of Social Media.

## ACQUISITIVE CRIME — DATA OVERVIEW



### CONTEXT



Recorded crimes of shoplifting have increased by 5.2% against the five year average to 191. The detection rate has increased from the five year average of 80.2% to 86.9% in the current year. Work to introduce exclusion zones which would assist with managing repeat offenders is at an advanced stage, we are also trialling a radio link system for businesses across Inverclyde to enhance communications.



Housebreaking crimes, including attempts, fell from a five year average of approximately 74 crimes to 63 crimes in the current year, down 14.6%. All categories of housebreaking crime (commercial/public buildings, dwelling houses, and sheds/outbuildings etc) have fallen on respective five year averages. The detection rate decreased from five year average rate of 22%, to 19%.



Acquisitive crimes targeting motor vehicles have fallen by 40.6% on the five year average to a total of 34 crimes. Thefts of motor vehicles continue to account for the highest proportion of motor vehicle crime (n=19). The motor vehicle acquisitive crime detection rate is 38.2%, an increase of 4.3 percentage points on the previous five year average.



Two bogus caller crimes have been recorded in the current year, both of which involved suspects accepting payment for services which they failed to undertake.

## COUNTER TERRORISM & DOMESTIC EXTREMISM

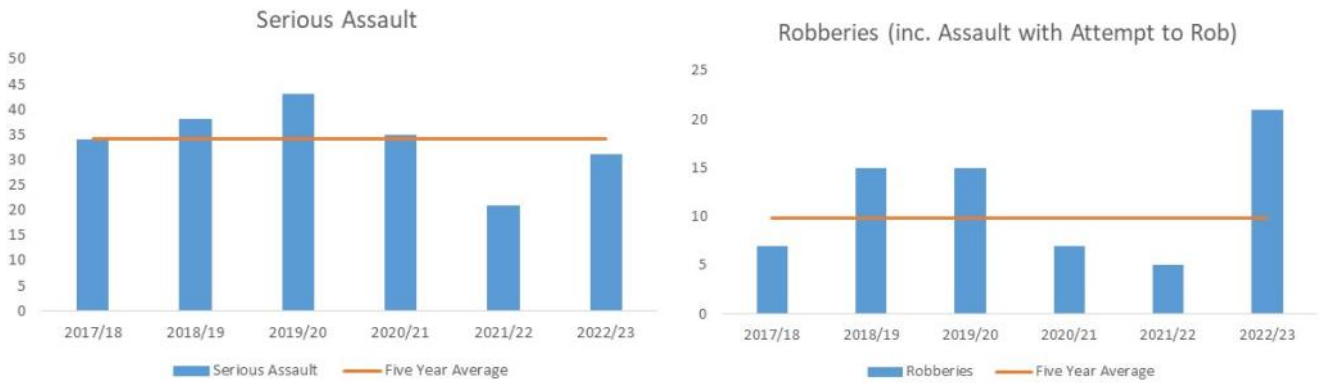
### CONTEXT

The Home Secretary announced in February a decrease in the UK's Terrorist Threat Level from 'Severe' to 'Substantial'. This means it is deemed an attack is likely. At this time there is nothing to suggest that there is any specific threat to Scotland. However, the threat from Islamic, Northern Ireland and Right-wing terrorism remains a serious threat.

Inverclyde has an embedded CTLO (Counter Terrorist Liaison Officer) who provides expert guidance and support regarding emerging threats from national and international terrorism & Extremism. The CTLO has provided support, security advice and reassurance to locally elected representatives. PREVENT awareness training has been carried out at HMP Greenock, local RSLs, Social Work and Mental Health teams within NHS to provide guidance and information. Op Sandbed hosted a briefing to all local new and current elected members.

# ANTISOCIAL BEHAVIOUR, VIOLENCE & DISORDER - DATA OVERVIEW

1 April 2022 to 31 August 2022 - OBJECTIVE: Reduce the number of victims of violent crime



## CONTEXT

A total of 69 Group 1 crimes of violence have been recorded YTD – an increase of 17.7% on the preceding five year average (n=58.6). The number of murders and attempted murders have fallen on previous five year average figures, and serious assaults are down by 9.4%. While robberies and crimes of assault-with-intent-to-rob have increased from a five year average of 9.8 crimes to 21 in the current year, this increase was largely restricted to the earliest months of 2022/23 and crimes of this type have fallen in more recent months.

Common assaults have increased by 5.7% on the five year average to 302 crimes. Of these, 50 crimes targeted emergency workers (most commonly police officers) - a reduction of 26% on the five year average.

We recorded 39 incidents of wilful fire-raising which is an increase of 101% on the previous five year average (n=19.4). Our detections have increased against the five year average from 17.9% to 28.2% meaning we are detecting around one in three perpetrators. We are also issuing advice to all householders on the dangers of leaving combustible items in common close areas.

## Disorder and Antisocial Behaviour

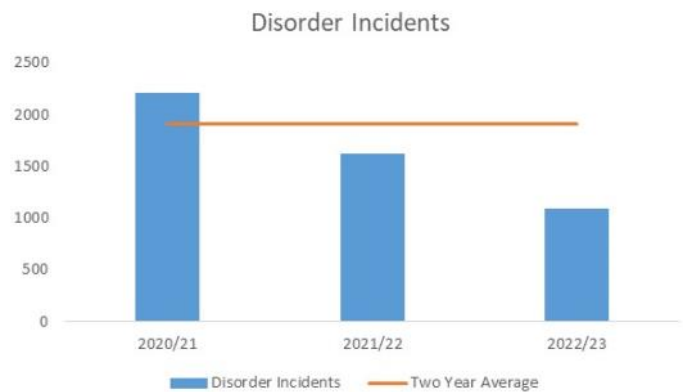
### CONTEXT

Disorder-related complaints have dropped by 48.2% against the previous two year average to 1,093.

The multi-member ward of Inverclyde North has recorded a drop of 12.5% in reported disorder compared to the previous year despite it accounting for the highest volume of related disorder at 28%.

Youth disorder in the Inverclyde area has reduced with the number of large scale gatherings decreasing. Police continue to target areas where instances of disorder are taking place as part of the weekly disorder action plan.

Inverclyde Police are engaging with local education Head teachers to establish their concerns and issues and to inform them of any youth disorder within the local area over the course of the preceding weekend in order to provide them with issues which may relate to their school, this trauma informed Policing ensures early intervention to prevent escalation.

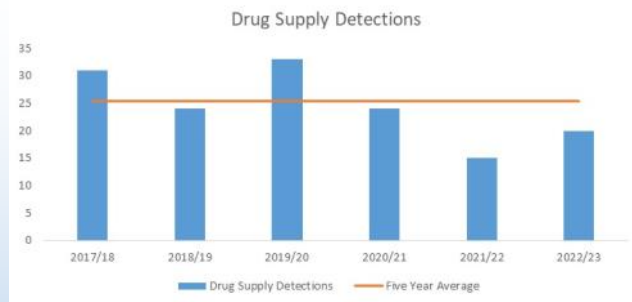


## SERIOUS ORGANISED CRIME - DATA OVERVIEW

### CONTEXT:

We have detected 20 incidents of drug supply in the YTD, against a five year average of 25.4 detections. An additional 10 charges of drug supply have been reported in the current year and we await forensic analysis of those seized.

Proactivity continues to target the Serious and Organised Crime Groups currently operating in Inverclyde, one of which predominantly impacts on Inverclyde. The organised criminality of the Inverclyde-based group predominantly involves drug supply activities. Enforcement activity is intelligence led to ensure the right people are being targeted in the right places. 23 drug search warrants have been executed in this reporting period with £73,890 worth of drugs seized, £48,331 of cash seized as under POCA or as productions and 1 cannabis cultivation detected with a male reported for same.

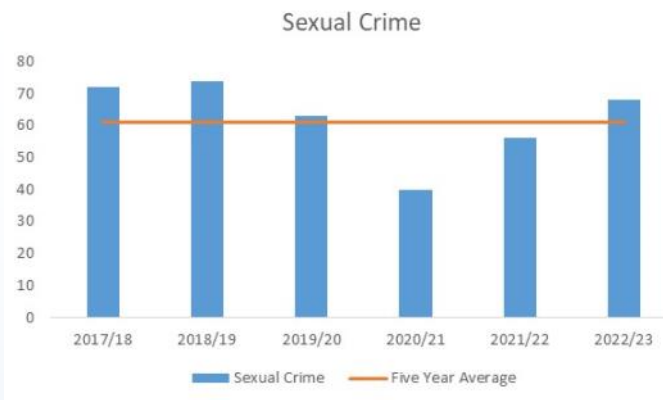


## PROTECTING PEOPLE AT RISK FROM HARM - DATA OVERVIEW

### CONTEXT

#### Sexual Crime

Reported sexual crimes have increased by 11.5% on the preceding five year average to a total of 68 crimes, while the detection rate has decreased slightly by 1.4 percentage points against the five year average to 41.2%. Of recorded sexual crimes, 22% was cyber enabled with incidents including the distribution of indecent images and sexual extortion. Approximately one-third of recorded crimes involved non-recent reporting.



#### Missing People

Almost 78% of missing persons were traced within 24 hours and 95% traced within 4 days.

A total of 80 missing person reports have been recorded in Inverclyde compared to 24 in the same period last year and a three year average of 35. More than a third of missing person incidents related to the top five most frequent repeat missing people within Inverclyde, the majority of whom were aged 16 years and younger.

More than 61% of missing people were aged 19 or under, with incidents involving younger people increasing six-fold on the previous year.

#### Domestic Abuse


We have recorded 376 incidents of domestic abuse, an increase of 1.7% against the five year average. Of those incidents, 43.4% resulted in at least one domestic crime being recorded.

Our detection rate has increased against the five year average from 67.5% to 74.7%.



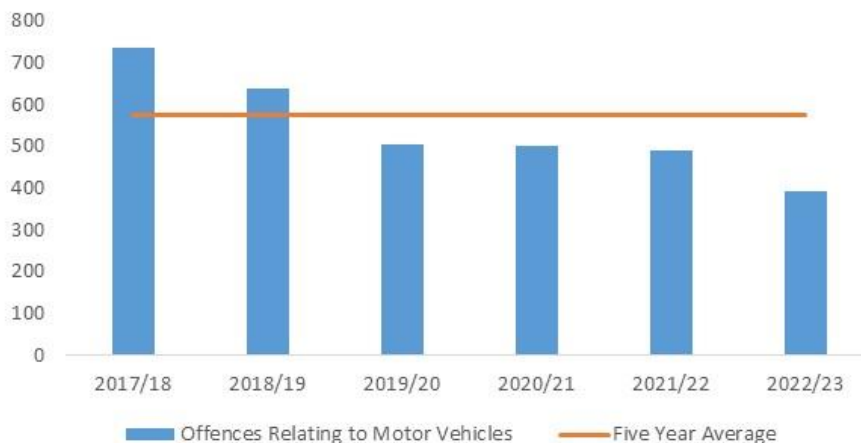
## ROAD SAFETY & ROAD CRIME - DATA OVERVIEW

**PRIORITY: REDUCE THE NUMBER OF PERSONS KILLED OR INJURED ON OUR ROADS**

Road Traffic Casualties		2021/22	2022/23
	Number of persons killed on our roads	0	0
	Number of persons seriously injured	10	4
	Number of persons slightly injured	8	7
	Number of children seriously injured	3	0

Road Traffic Data from 01/04/2022 to 31/08/2022

### Offences Relating to Motor Vehicles



#### CONTEXT

No fatalities occurred on Inverclyde’s roads in the reporting period however four people were seriously injured—a reduction of six on the previous year - and seven people incurred slight injuries, which is one fewer than the previous year. No children have been killed or seriously injured on Inverclyde’s roads in the current reporting year.

Motor vehicle related offences have fallen by 31.5% on the previous five year average to a total of 393. The detection rate is 87.3%, a slight decrease on the previous five year average of 88.5%.

A continued and proactive focus has resulted in an increase of 22.7% in reported drink and drug driving offences and a 4.8% rise in recorded incidents of dangerous driving.

Drink and drug driving offences have increased by 41% compared to the five year average which is as a result of local officers and Road Policing officers carrying out proactive checks on motorists while on high visibility patrols. Speed checks continue to be carried out at various locations with relevant action being taken.

Inverclyde Police in Partnership with Inverclyde Council have introduced an initiative which has resulted in a ‘Parking Buddy’ being delivered to each Primary School in the area in order to make motorists think about their actions when driving and parking around school zones which should result in more awareness of the safety of children on the roads near to schools.



# PUBLIC CONFIDENCE: COMPLAINTS & USER SATISFACTION

## COMPLAINTS ABOUT THE POLICE

From 01/04/2022 - 31/08/2022

	TOTAL COMPLAINT CASES RECEIVED			TOTAL NUMBER OF ALLEGATIONS RECEIVED		
	YTD	PYTD	% Change	YTD	PYTD	% Change
Inverclyde Council	27	27	0.0%	46	47	-2.1%

Table: Allegations in the Inverclyde Council Area, by YTD period (Apr – Aug)

Allegation Category and Type	PYTD	YTD	% change from PYTD
<b>On Duty - TOTAL</b>	<b>35</b>	<b>28</b>	<b>-20.0%</b>
Assault	4	4	0.0%
Excessive Force	7	4	-42.9%
Incivility	6	9	50.0%
Irregularity in Procedure	14	9	-35.7%
Neglect of Duty	1	0	-100.0%
Oppressive Conduct/Harassment	2	0	-100.0%
Other - Criminal	0	2	x
Unlawful/Unnecessary Arrest or Detention	1	0	-100.0%
<b>Quality Of Service - TOTAL</b>	<b>12</b>	<b>18</b>	<b>50.0%</b>
Policy/Procedure	3	3	0.0%
Service Delivery	3	6	100.0%
Service Outcome	6	9	50.0%
<b>Grand Total</b>	<b>47</b>	<b>46</b>	<b>-2.1%</b>

### CONTEXT

A total of 27 complaints were made in the reporting period which equates to 34.5 per 10,000 police incidents. Meanwhile, 46 allegations were made in the reporting period, 28 of which related to on-duty allegations and 18 related to quality of service.